

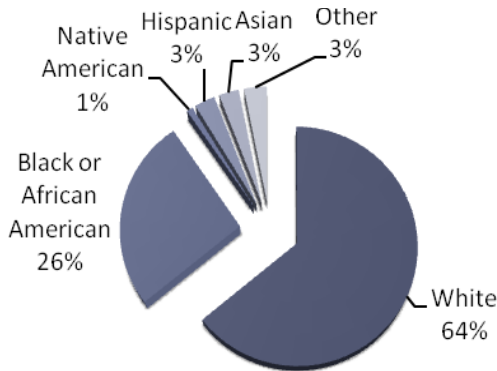
# Unmet Needs Among Maryland CYSHCN and their Families by Region

## 2010 MARYLAND PARENT SURVEY

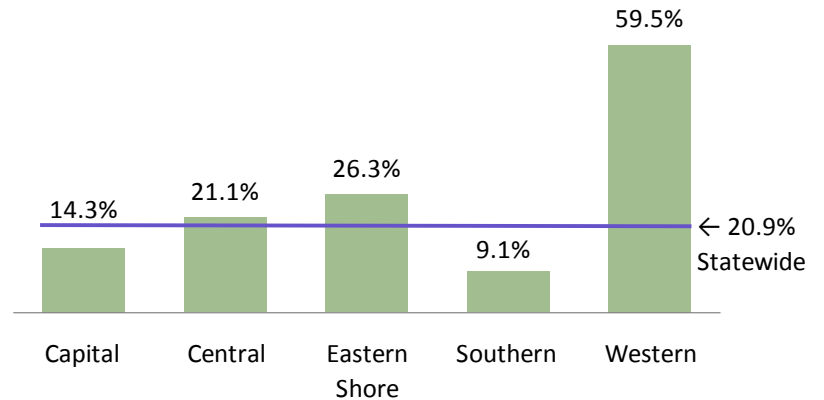
### Characteristics of Responding Families and their CYSHCN<sup>i</sup>

772 families with at least one CYSHCN (representing 1040 children) responded to the survey.

Race/ethnicity of responding families' children (n= 1,040 children)



Percent of Families with at Least One CYSHCN at or Below 185 FPL



### Impact on the Family

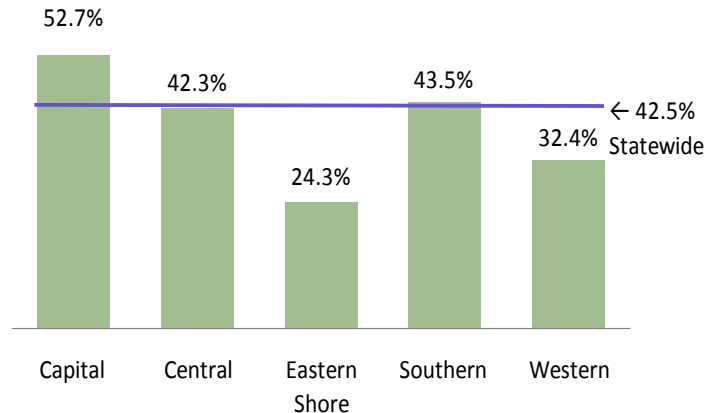
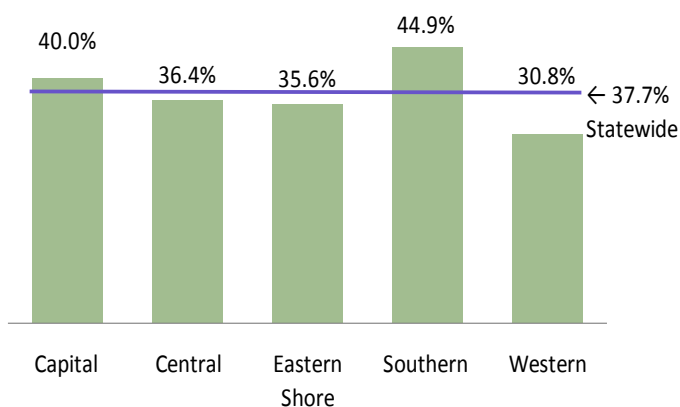
	% of CYSHCN
<i>CYSHCN whose families pay \$1,000 or more out of pocket in medical expenses per year per child</i>	<b>42.5</b>
<i>Families who report that their child's insurance does not pay for all health services needed</i>	<b>54.5</b>
<i>CYSHCN who were uninsured at some point in the last 12 months</i>	<b>12.7</b>
<i>CYSHCN whose conditions cause family members to cut back or stop working</i>	<b>37.7</b>

#### Impact on the Family:

Families whose CYSHCN conditions cause family to cut back or stop working

#### Impact on the Family:

Families who paid \$1000 or more out of pocket in medical expenses per year per child

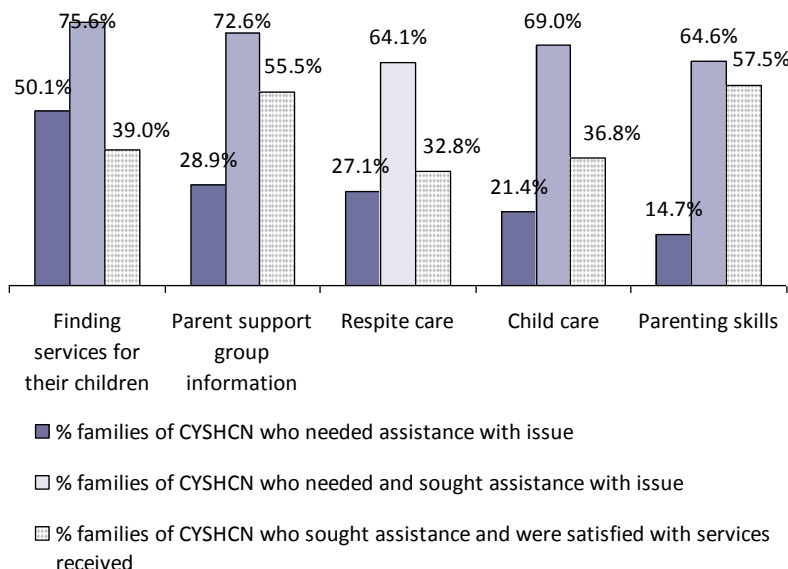


# Unmet Needs Among Maryland CYSHCN and their Families by Region

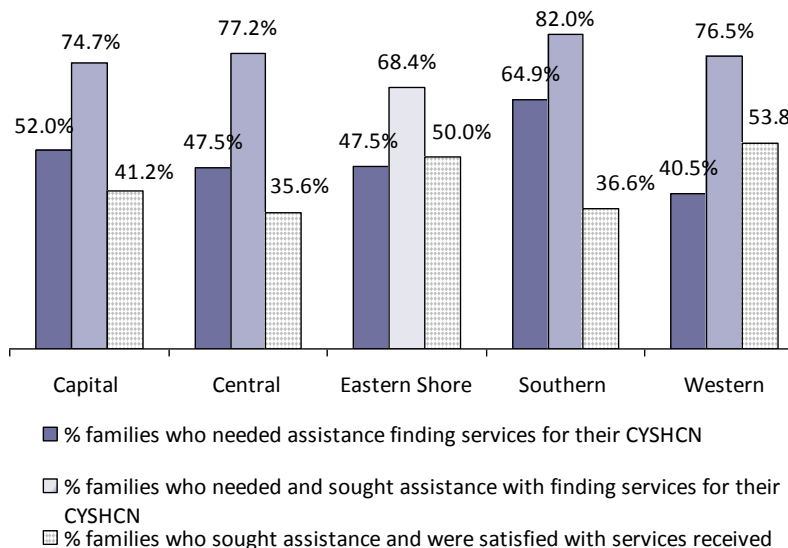
## 2010 MARYLAND PARENT SURVEY

### Need for Family Support

Families who reported needing support services for CYSHCN statewide



Families who reported needing help finding services for CYSHCN by region



### Need for Health Care

Percent of Maryland Families of CYSHCN Reporting Any Unmet Need or Delayed Medical Care

Type of Care	%
Any type of unmet need or delayed care	39.2
Dental	27.4
Mental Health Care	25.3
Medical Care	21.0
Medical Prescriptions	20.8

Maryland families of CYSHCN report high rates of unmet need or delayed care for needed health care services. Almost 40% indicated that their family experienced some type of unmet or delayed care. The highest rates of unmet or delayed care were for dental care (27.4%), mental health care (25.3%), and medical care (21%). The chart below illustrates the large regional disparities in receipt of needed medical care among families – those in the Eastern Shore, Western, and Southern regions of Maryland report much higher rates of unmet or delayed medical care.

Unmet or Delayed Medical Care by Region

